



NetTek Analyzer

► Y400 Platform



► Features & Benefits

Modules Allow for Easy Future Expansion for New Functions

Familiar Windows CE Interface with Touch Screen Design

Develop and Run Customized Procedures for Consistent Repeatable Testing

User-changeable Battery Packs with Optional External Charger for Uninterrupted Use

Rugged, Light Weight, Easy to Use Anywhere

► Applications

Base Station Transmitter Analysis

Resolve Interference Problems

Troubleshooting of T1 Circuits

Base Station Antenna and Transmission Line Analysis

Productivity Enhancement Software

Portable, Ready for the Field

Handheld Platform

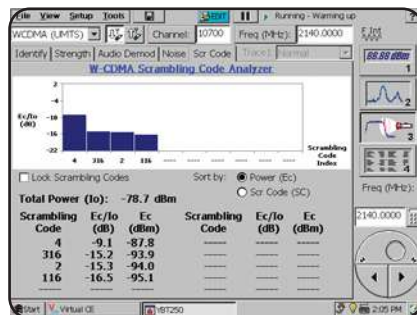
The Tektronix NetTek analyzer is a revolutionary portable field tool. When combined with various test modules, the NetTek offers proven measurement capability at a surprisingly low price, in a rugged, easy-to-use package, suitable for all field environments.



Easy to Use

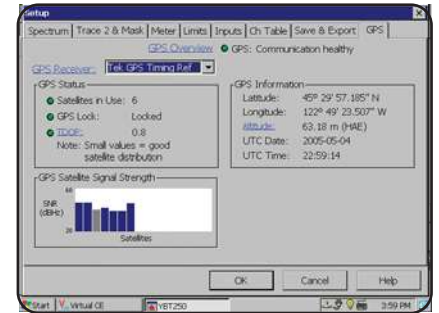
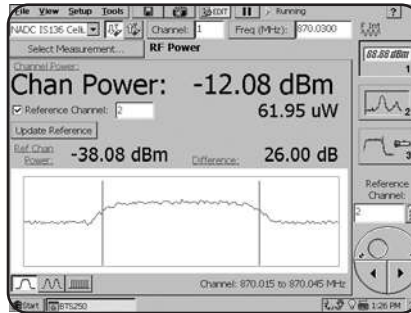
The NetTek analyzer is based around the familiar Windows CE operating system. As a result, users will spend less time learning the instrument and more time troubleshooting the network. Furthermore, built-in help guides speed the measurement process.

Common measurements have been optimized for quick, repeatable results. For example, novice users can display results with straightforward Windows-like zoom and resize controls.



NetTekAnalyzer

► Y400 Platform



Enhanced Productivity

Used in conjunction with the NetTek Analyzer, the NetGuide software solution enables creation of customized procedures that allow for consistent testing among technicians. Be assured of proper measurement configuration by defining step-by-step instructions for the user. Guarantee that all tests are executed to company standards. Share expert knowledge among your technicians to minimize network down time.

Touch Screen

The Windows CE interface is combined with a rugged touch screen. User controls and buttons only appear on the screen when they are needed, making measurements simpler to perform. The screen is operated by pressure, meaning that even a gloved finger can reliably operate the instrument in cold weather.

Field Rugged

The NetTek analyzer is designed to withstand day to day abuse wherever testing is required. The NetTek analyzer and each module feature a magnesium alloy shell, bonded with a rubber skin for maximum impact resistance and rigidity. All ports feature a sealed rubber cover. The unit may be operated and stored over a wide temperature range.

The NetTek analyzer design needs no fan or ventilation ports, maximizing resistance to dirt and dust.

PC Connectivity


The NetTek analyzer is designed to easily work with the PCs required for maintaining today's networks. The instrument includes as standard two PC card slots, Ethernet port, RS-232 port and USB slots. A USB floppy disk drive or PCMCIA memory card can be added as an option. The NetTek can also be controlled remotely using the optional VirtuOE interface. The platform includes support for vxHpc terminal emulator software. Further, all of these devices are Windows CE compatible – meaning data and test results can be shared quickly with a PC operating Windows.

Optional GPS Receiver

In addition to location and time information, this optional GPS receiver provides an independent external frequency reference for checking BTS frequency accuracy. With its 5 V output and satellite signal strength graph, this option can be used as a go/no-go tester for most external GPS antennas.

The Modules and the Platform

The Tektronix NetTek platform includes the display, power supply, CPU and



► NetTek platform combined with test modules.

battery compartments. Measurement modules can then be attached to the back. Up to four modules can be attached at once. A variety of modules and options allows you to tailor the instrument to service the standards and interfaces in use in your network.

The modular design also means that the instrument can easily be upgraded. New measurements or standards can be added with software upgrades or with additional modules.

The NetTek platform today supports not only the YBT250 test module for spectrum and base station testing, but also the YBA250 module for antenna and transmission line analysis and the YBT1 for T1 testing.

► Characteristics

Y400 NetTek * Platform

Characteristics

Module Support –
Connect up to 4 test modules.
Field interchangeable.
Additional mini-test modules supported on PCMCIA.

Display –
26 cm (10.4 in.), 640x480 pixel, transmissive color LCD.
Touch screen display optimized for finger use – does not require special scribes or other tools to operate.

Power –
AC power: AC: 90 to 264 VAC, 47 to 63 Hz.
DC power: 24 VDC ±1.2 VDC, 72 W maximum.
One Li-Ion battery standard.

Measurement operation time on battery:
>2 hours per battery, >4 hours typical usage.
Actual operation time dependent on type and number of applications running.

Can hold two batteries (second battery optional) for total of >4 hours of continuous measurement; >8 hours typical usage.

DC 12 V car adapter (optional).
Recharge time (non-operating): 4.5 hours.

Warranty/Calibration –
1 year warranty, regular platform calibration not required.

Interface Ports –
RS-232 serial: 9-Pin, up to 115.2 kb/s serial.
USB: 1.1 compatible Master and Slave Ports.
Keyboard: PS/2 compatible, Mini-DIN connector.
Microphone jack: 3.5 mm jack for external microphone.
Headphone jack: 3.5 mm jack for external headphone.
Built-in speaker.

PCMCIA: 2 PCMCIA type II ports.
Ethernet Port: Compatible 10Mb.
File/Test Storage –
Internal memory (standard): 32 MB available for storage and running Windows CE applications.
USB Floppy disk (optional): MS-DOS compatible 3.5", 1.4 MB.
PCMCIA Memory card (optional): 128 MB.
Port supports standard PCMCIA memory cards.

Environmental –
Operating temperature: -10 °C to +50 °C.
Storage temperature: -40 °C to +60 °C.
Humidity, operating: 5% to 95%.

Physical Characteristics

Dimensions ¹	mm	in.
Height	249	9.8
Width	330	13.0
Depth	89	3.5
Weight ¹	kg	lbs.
With one battery	4.1	9.04

► Ordering Information

Y400

NetTek Analyzer platform must be combined with an application module for operation.

Includes: Shoulder strap, Tilt Stand, Stylus, AC Power Supply, One Li-Ion battery, Setup Reference, RS-232 Cable and Soft Carry Case. Please specify power connection when ordering.

Options

Opt. FD – USB 3.5" Floppy Disk Drive (incl. cable).
Opt. MD – PCMCIA Memory Card (128MB).
Opt. VCE – Virtual CE Remote Control.

Language Options

Opt. L0 – English Localized Windows CE and English manual.
Opt. L1 – French Localized Windows CE and English manual.
Opt. L2 – Italian Localized Windows CE and English manual.
Opt. L3 – German Localized Windows CE and English manual.
Opt. L4 – Spanish Localized Windows CE and English manual.
Opt. L5 – Japan Localized Windows CE and English manual.
Opt. L6 – Portuguese Localized Windows CE and English manual.
Opt. L7 – Chinese (Simplified) Localized Windows CE and English manual.
Opt. L10 – Russian manual.

Power Connections

Opt. A0 – North America power.
Opt. A1 – Universal EURO power.
Opt. A2 – United Kingdom power.
Opt. A3 – Australia power.
Opt. A4 – 240 V, North America power.
Opt. A5 – Switzerland power.
Opt. A6 – Japan power.
Opt. A10 – China power.
Opt. A99 – No power cord or AC adapter.

NetGuide

YNETG – Productivity enhancement software to develop and run customized test procedures.

Service

Opt. R3 – Repair Service 3 years.
Opt. R5 – Repair Service 5 years.

Additional Accessories

Shoulder Strap² – Order 367-0518-00.
Tilt Stand² – Order 348-1661-00.
Stylus² – Order 119-6107-00.
AC Power Supply² – Order 119-6984-00.
One Li-Ion Battery² – Order 146-0127-01.
Setup Reference² – Order 071-1430-xx.
RS-232 Cable² – Order 012-1379-00.
Soft Carry Case² – Order 016-1775-00.
Display Protector Sheets (5) – Order 016-1882-00.
Mini Keyboard – Order 118-9402-00.
External Charger – Order 119-6030-00.
In-vehicle DC Plug – Order 119-6028-00.
Australia AC Power Cord – Order 161-0066-11.
Japan AC Power Cord – Order 161-0298-00.
China AC Power Cord – Order 161-0304-00.
Europe AC Power Cord – Order 161-0066-09.
North America 220V Power Cord – Order 161-0066-12.
Switzerland AC Power Cord – Order 161-0154-00.
United Kingdom AC Power Cord – Order 161-0066-10.
U.S. 110 V Power Cord – Order 161-0066-00.
Strand Hook – Order 020-2422-00.
Magnetic Shelf – Order 436-0416-00.
GPS Locator – Order 116-0995-00.
Floppy Disc Drive (1.4MB) USB (Incl. Cable) – Order 119-6960-00.
PCMCIA Memory Card (128 MB) – Order 116-0996-00.
PCL USB Printer, (no cable) – Order 116-0999-00.
USB Cable – Order 174-4401-00.
Hard Case (Multiple Module Trunk) – Order 016-1889-00.
Tek GPS Timing Reference – Order YBGPS1.
USB Female to PS2 Male Adapter – Order 103-0454-00.

¹ Not including application module.

² Also included as standard accessories with Y400.

NetTekAnalyzer
► Y400 Platform

Contact Tektronix:	
ASEAN / Australasia	(65) 356 3900
Austria	41 52 675 3777
Balkan, Israel, South Africa and other ISE Countries	972 675 3777
Belgium	07 81 60166
Brazil & South America	(55) 3741-8360
Canada	(800) 661-5625
Central East Europe, Ukraine and the Baltics	37 675 3777
Central Europe & Greece	37 675 3777
Denmark	45 80 88 1401
Finland	41 52 675 3777
France & North Africa	(33) 1 69 86 81 81
Germany	49 (221) 94 77 400
Hong Kong	52) 2585-6688
India	91) 80-22275577
Italy	39 (02) 25086 1
Japan	81 (3) 6714-3010
Luxembourg	4 (0) 1344 392400
Mexico, Central America & Caribbean	52) 666-333
Middle East, Asia and North Africa	972 675 3777
The Netherlands	02 021797
Norway	00 16098
People's Republic of China	(86) 6235 1230
Poland	41 52 675 3777
Portugal	00 08 12370
Republic of Korea	82 (2) 528-5299
Russia & CIS	(495) 7484900
South Africa	27 11 254 8360
Spain	(+34) 901 988 054
Sweden	020 08 80371
Switzerland	41 52 675 3777
Taiwan	86 (2) 2722-9622
United Kingdom & Eire	(44) 1344 392400
USA	1 (800) 426-2200

For other areas contact Tektronix, Inc. at: 1 (503) 627-7111
Updated 28 February 2006

Our most up-to-date product information is available at:
www.tektronix.com

Product(s) are manufactured
in ISO registered facilities.



Copyright © 2006, Tektronix. All rights reserved. Tektronix products are covered by U.S. and foreign patents, issued and pending. Information in this publication supersedes that in all previously published material. Specification and price change privileges reserved. TEKTRONIX and TEK are registered trademarks of Tektronix, Inc. All other trade names referenced are the service marks, trademarks or registered trademarks of their respective companies.

5/06 DVMWOW

2EW-17534-3

Tektronix
Enabling Innovation

